

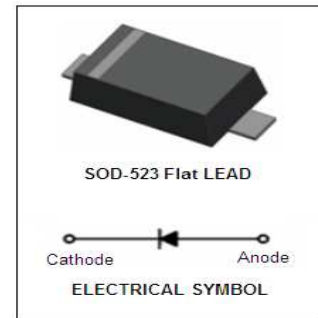
特点/Features:

- 表面安装, 尺寸小;
- 导通电压小;
- 可靠性高;

用途/Applications:

- 高速开关电路。

印章/ Marking: C



极限参数/Absolute maximum ratings (Ta=25°C)

Parameter	Symbol	Value	Unit
DC Reverse Voltage	V_R	30	V
Mean Rectifying Current	I_0	200	mA
Peak Forward Surge Current	I_{FSM}	1	A
Junction Temperature	T_j	125	°C
Storage Temperature	T_{stg}	-40~125	°C

电性能参数/Electrical characteristics (Ta=25°C)

Parameter	Symbol	Test Conditions	Min.	Typ.	Max.	Unit
Forward Voltage	V_F	$I_F=200mA$			0.50	V
Reverse Current	I_{RM}	$V_R=10V$			30	μA

典型特性曲线图/Typical Characteristics

● Electrical characteristic curves ($T_a=25^\circ\text{C}$)

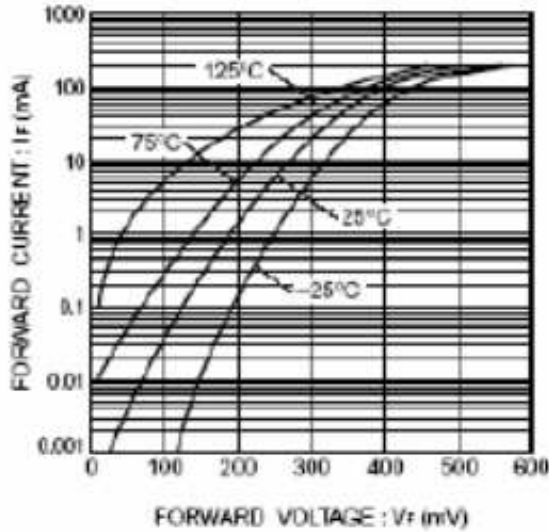


Fig.1 Forward characteristics

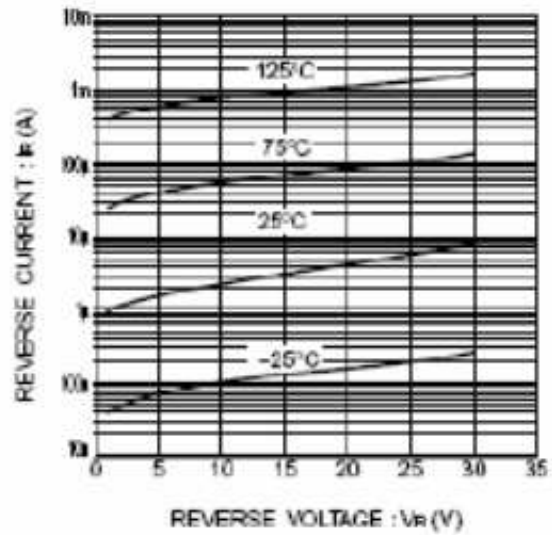


Fig.2 Reverse characteristics

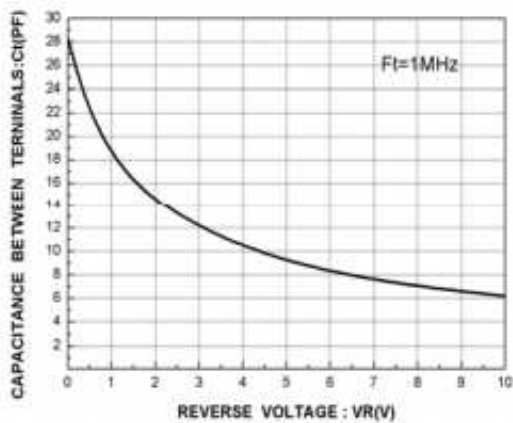
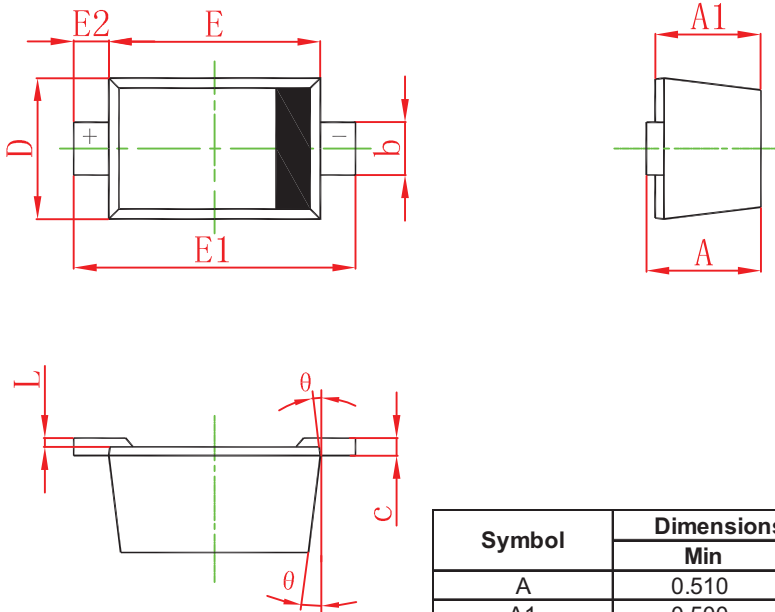


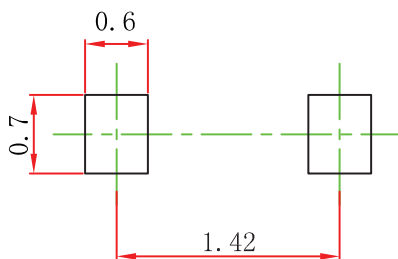
Fig.3 Capacitance between terminals characteristics

SOD-523 Package Outline Dimensions



Symbol	Dimensions In Millimeters		Dimensions In Inches	
	Min	Max	Min	Max
A	0.510	0.770	0.020	0.031
A1	0.500	0.700	0.020	0.028
b	0.250	0.350	0.010	0.014
c	0.080	0.150	0.003	0.006
D	0.750	0.850	0.030	0.033
E	1.100	1.300	0.043	0.051
E1	1.500	1.700	0.059	0.067
E2	0.200 REF		0.008 REF	
L	0.010	0.070	0.001	0.003
θ	7° REF		7° REF	

SOD-523 Suggested Pad Layout



- Note:
1. Controlling dimension: in millimeters.
 2. General tolerance: $\pm 0.05\text{mm}$.
 3. The pad layout is for reference purposes only.