

Features

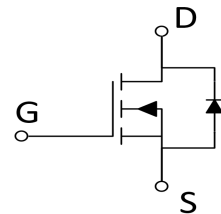
- High density cell design for low $R_{DS(on)}$
- Voltage controlled small signal switch
- Rugged and reliable
- High saturation current capability

Applications

- Load Switch for Portable Devices
- DC/DC Converter

Marking: **K72**

Dimensions SOT-523



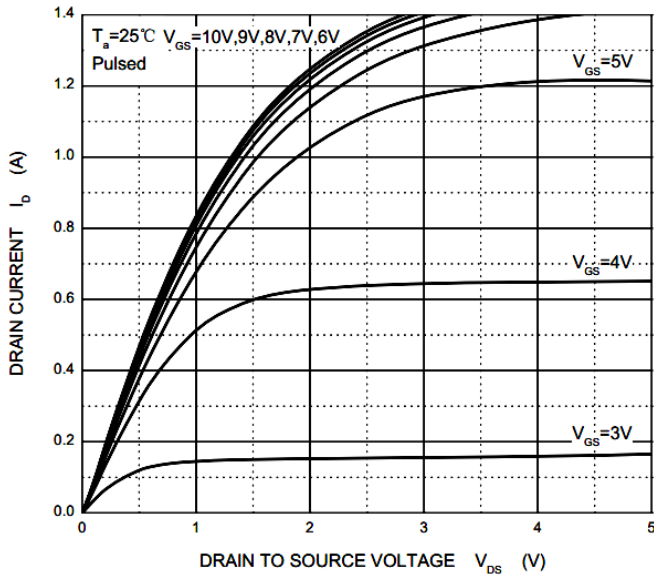
Maximum Ratings ($T_a=25^\circ\text{C}$ unless otherwise specified)

Symbol	Parameter	Value	Unit
V_{DS}	Drain-Source voltage	60	V
V_{GS}	Gate-Source voltage	20	V
I_D	Drain Current	115	mA
P_D	Power Dissipation	150	mW
$R_{\theta JA}$	Thermal Resistance from Junction to Ambient	833	$^\circ\text{C/W}$
T_J	Junction Temperature	150	$^\circ\text{C}$
T_{STG}	Storage Temperature	-55 to +150	$^\circ\text{C}$

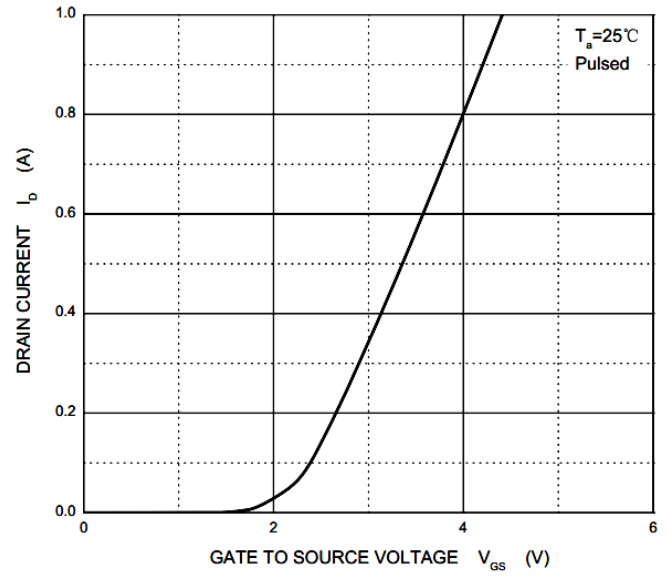
Electrical Characteristics ($T_a=25^\circ\text{C}$ unless otherwise specified)

Symbol	Parameter	Test Conditions	Min	Typ	Max	Unit
$V_{(BR)DSS}$	Drain-Source Breakdown Voltage	$V_{GS} = 0\text{V}, I_D = 250\mu\text{A}$	60			V
$V_{GS(th)}$	Gate-Threshold Voltage	$V_{DS} = V_{GS}, I_D = 250\mu\text{A}$	1		2.5	V
I_{GSS}	Gate-body Leakage current	$V_{DS}=0\text{V}, V_{GS}=\pm 20\text{V}$			± 80	nA
I_{DSS}	Zero Gate Voltage Drain Current	$V_{DS}=60\text{V}, V_{GS}=0\text{V}$			80	nA
$I_{D(on)}$	On-state Drain Current	$V_{GS}=10\text{V}, V_{DS}=7\text{V}$	500			mA
$R_{DS(on)}$	Drain-Source On-Resistance	$V_{GS} = 10\text{V}, I_D = 500\text{mA}$			5	Ω
		$V_{GS} = 5\text{V}, I_D = 50\text{mA}$			7	
g_{fs}	Forward Trans conductance	$V_{DS} = 10\text{V}, I_D = 200\text{mA}$	80			mS
$V_{DS(on)}$	Drain-source on-voltage	$V_{GS}=10\text{V}, I_D=500\text{mA}$			3.75	V
		$V_{GS}=5\text{V}, I_D=50\text{mA}$			0.375	
V_{SD}	Diode Forward Voltage	$I_S=115\text{mA}, V_{GS}=0\text{V}$	0.55		1.2	V
C_{iss}	Input Capacitance	$V_{GS} = 0\text{V}$			50	pF
C_{oss}	Output Capacitance	$V_{DS} = 25\text{V}$			25	
C_{rss}	Reverse Transfer Capacitance	$f = 1.0\text{MHz}$			5	
$t_{d(on)}$	Turn-On Time	$V_{DD}=25\text{V}, R_L=50\Omega,$ $I_D=500\text{mA}, V_{GEN}=10\text{V},$			20	ns
$t_{d(off)}$	Turn-Off Time	$R_G=25\Omega$			40	

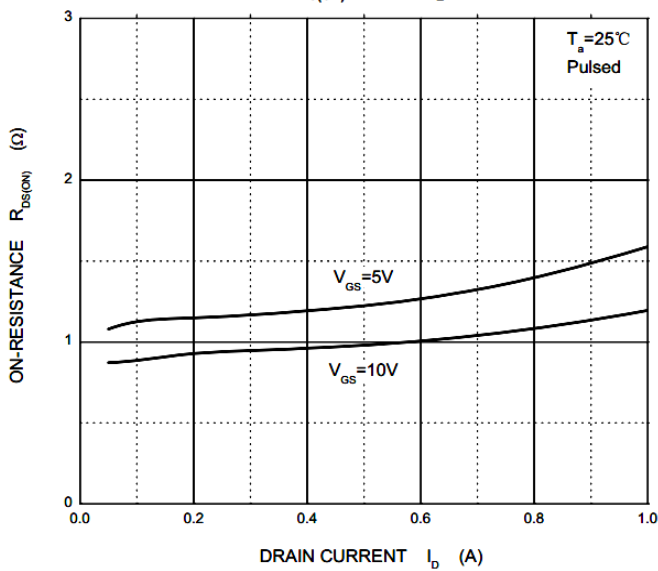
Output Characteristics



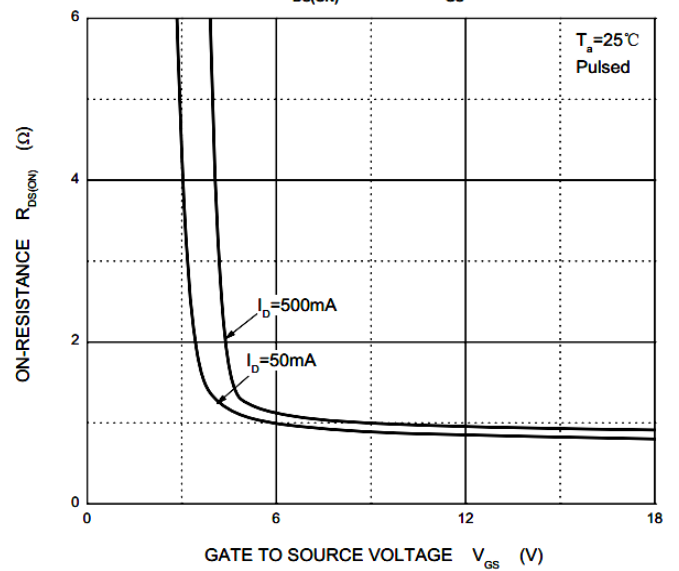
Transfer Characteristics



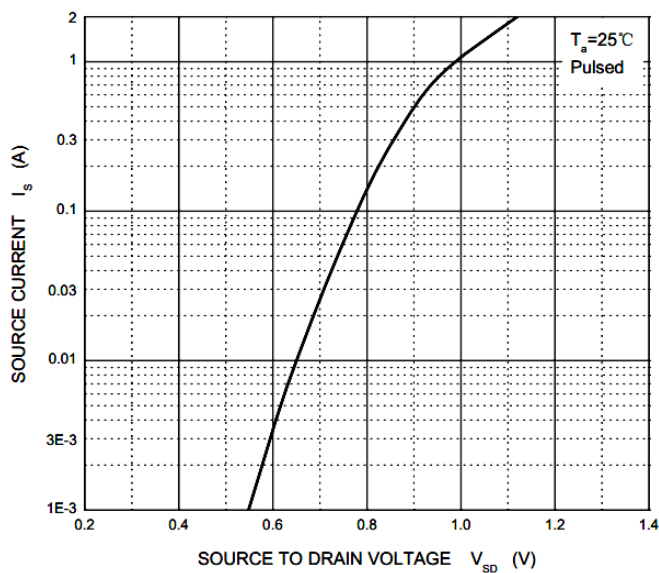
$R_{DS(ON)}$ — I_D



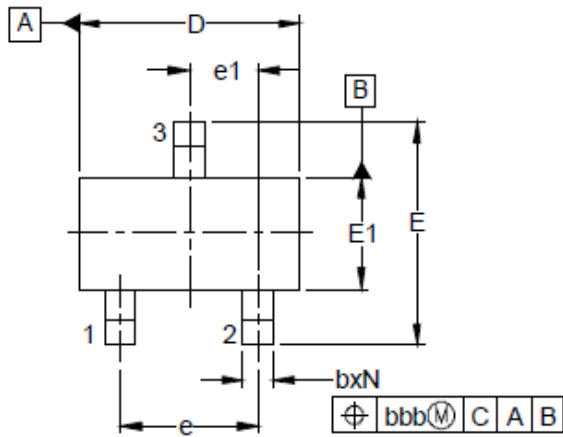
$R_{DS(ON)}$ — V_{GS}



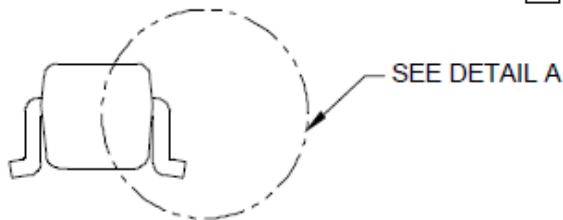
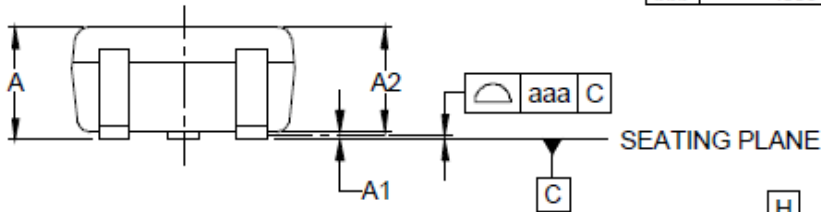
I_S — V_{SD}



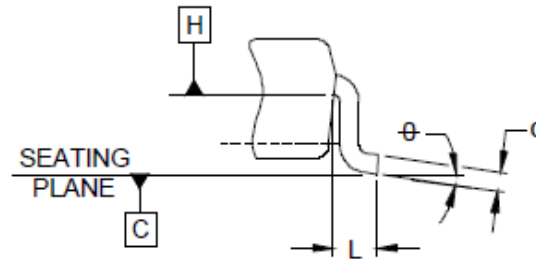
SOT-523 PACKAGE OUTLINE & DIMENSIONS



DIM	INCHES			MILLIMETERS		
	MIN	NOM	MAX	MIN	NOM	MAX
A	.023	-	.035	0.60	-	0.90
A1	.000	-	.004	0.00	-	0.10
A2	.023	.030	.031	0.60	0.75	0.80
b	.005	-	.012	0.15	-	0.30
c	.003	-	.008	0.10	-	0.20
D	.059	.063	.067	1.50	1.60	1.70
E	.057	.063	.069	1.45	1.60	1.75
E1	.029	.031	.033	0.75	0.80	0.85
e	.039 BSC			1.00 BSC		
e1	.020 BSC			0.50 BSC		
L	(.009)			(0.22)		
N	3			3		
θ	0°	-	8°	0°	-	8°
aaa	.004			0.10		
bbb	.008			0.20		

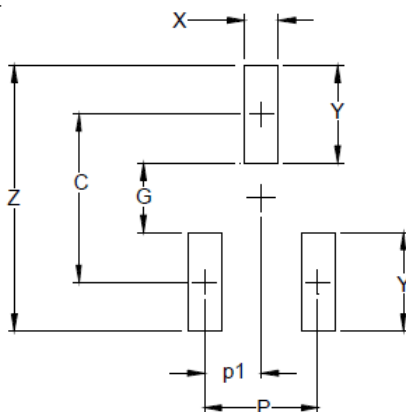


SIDE VIEW



DETAIL A

* SOLDERING FOOTPRINT



DIM	DIMENSIONS	
	INCHES	MILLIMETERS
C	(.055)	(1.40)
P	.039	1.00
p1	.020	0.50
G	.024	0.60
X	.016	0.40
Y	.031	0.80
Z	.087	2.20